

# Palmarès détaillé des équipes / Full team results

## MAROMME

### CHPT DEPARTEMENTAL POUSSINES

12/03/2011 au 13/03/2011

Fédération Française  
de Gymnastique





D0762036.19694.00

JURY A ET B

2036

## POUSSINES PROMOTION

## FINALES

Club / Association Ville / Town					Pen.	Total Score
<b>1 GROUPEMENT GYMNIQUE HAVRE BANLIEUE</b>						
FRA <b>LE HAVRE</b>	<b>51.199</b>	<b>50.550</b>	<b>47.350</b>	<b>48.300</b>		<b>197.399</b>
LE BITOUX Sidney	17.300	<u>17.200</u>	16.300	<u>16.800</u>	(1)	67.600
THIEBAUT Justine	17.033	16.550	15.950	15.100	(4)	64.633
MARIETTE Ludivine	16.866	16.800	15.100	15.850	(5)	64.616
LANGE Emeline	16.833	16.550	12.050	15.650	(21)	61.083
LE MERRER Ema	16.400	16.150	12.250	14.950	(32)	59.750
<b>2 ESPACE FORM</b>						
FRA <b>PAVILLY</b>	<b>48.699</b>	<b>48.950</b>	<b>45.300</b>	<b>48.200</b>		<b>191.149</b>
DUFAU Lilou	15.233	16.450	<u>16.450</u>	16.750	(2)	64.883
OUZINA Lamya	16.133	16.150	14.600	15.900	(7)	62.783
DELOZIERE Clara	16.500	16.350	14.250	14.000	(20)	61.100
SEYNAEVE Aurelie	16.066	15.300	13.150	15.550	(31)	60.066
<b>3 ASSOCIATION GYMNIQUE BOIS ROSE</b>						
FRA <b>FECAMP</b>	<b>51.132</b>	<b>48.250</b>	<b>43.050</b>	<b>45.550</b>		<b>187.982</b>
CHEDEVILLE Zora	17.166	16.950	15.300	14.700	(6)	64.116
MONOT Eléna	17.033	15.450	14.350	15.300	(10)	62.133
MAUROVIC Lou anne	16.900	15.850	13.300	15.550	(14)	61.600
GEVORGAN Margueritte	16.933	13.850	13.400	14.100	(44)	58.283
CROCHEMORE Maëlla	16.766	14.500	11.050	12.750	(58)	55.066
<b>4 GYMNASIQUE SPORTIVE EPOUVILLAISE</b>						
FRA <b>EPOUVILLE</b>	<b>50.966</b>	<b>50.150</b>	<b>40.550</b>	<b>45.550</b>		<b>187.216</b>
MORIZOT-GENTY Nina	16.766	17.000	14.900	16.050	(3)	64.716
GREGOIRE Maelle	17.200	16.600	12.600	15.100	(16)	61.500
LEMETAIS Loane	16.733	16.550	13.050	14.400	(26)	60.733
BRETON Pauline	17.000	15.850	12.200	14.000	(38)	59.050
DARBON Pauline	0.000	0.000	0.000	0.000	(67)	0.000
<b>5 NORMANDIE REGROUPEMENT GYMNIQUE</b>						
FRA <b>ELBEUF</b>	<b>50.332</b>	<b>49.600</b>	<b>38.750</b>	<b>47.550</b>		<b>186.232</b>
N'CIRI Hanna	16.666	16.400	12.750	16.200	(11)	62.016
ERMEL Siriane	16.700	17.050	13.200	14.000	(23)	60.950
ANDRE Jade	16.966	16.150	12.050	15.550	(27)	60.716
SIODMAK Lou anne	16.200	15.500	12.800	15.800	(28)	60.300
<b>6 UNION SPORTIVE DE ST JACQUES</b>						
FRA <b>ST JACQUES S/DARNETAL</b>	<b>51.232</b>	<b>48.750</b>	<b>37.800</b>	<b>48.300</b>		<b>186.082</b>
GARCIA Lilou	16.766	16.500	12.350	16.200	(13)	61.816
FERRAND Lou candice	17.033	16.650	11.800	15.700	(19)	61.183
JEGOT Claire	17.233	15.600	11.700	16.400	(24)	60.933
EGLY Laure	16.966	15.050	13.650	11.850	(47)	57.516
BARRA Chloé	16.700	14.100	10.950	14.900	(54)	56.650

souligné = meilleur total

\_GENEQU\_GAF.RPT du 25/03/2011 - 5.4.003 LOCAL - mono -

validé le vendredi 25 mars 2011 à 12:08 - 1/3

# Palmarès détaillé des équipes / Full team results

## MAROMME

### CHPT DEPARTEMENTAL POUSSINES

12/03/2011 au 13/03/2011

Fédération Française  
de Gymnastique





D0762036.19694.00

JURY A ET B

2036

## POUSSINES PROMOTION

## FINALES

Club / Association Ville / Town					Pen.	Total Score
<b>7 LA SOTTEVILLAISE</b>						
FRA <b>SOTTEVILLE</b>	<b>50.165</b>	<b>48.750</b>	<b>40.350</b>	<b>45.050</b>		<b>184.315</b>
LEHEC Justine	16.500	14.300	13.900	16.050	(25)	60.750
LESUEUR Lou-anne	16.666	16.050	13.500	14.050	(29)	60.266
CHEINISSE Inès	16.833	16.450	11.950	14.950	(30)	60.183
CHOPIN Ilana	16.666	16.250	12.950	12.750	(41)	58.616
<b>8 GROUPEMENT GYMNIQUE HAVRE BANLIEUE</b>						<b>Equipe 3</b>
FRA <b>LE HAVRE</b>	<b>50.632</b>	<b>47.250</b>	<b>40.550</b>	<b>45.550</b>		<b>183.982</b>
MATT Léonnie	<u>17.366</u>	16.350	13.050	15.650	(9)	62.416
DEPORTE Emma	16.766	16.600	13.700	14.750	(12)	61.816
GARNIER Nolwenn	15.933	13.050	13.800	15.150	(45)	57.933
MIR SOPHIA	16.500	14.300	12.800	13.750	(48)	57.350
<b>9 GROUPEMENT GYMNIQUE HAVRE BANLIEUE</b>						<b>Equipe 2</b>
FRA <b>LE HAVRE</b>	<b>50.465</b>	<b>47.700</b>	<b>40.750</b>	<b>44.550</b>		<b>183.465</b>
GUILLEREY Perrine	16.933	16.450	13.850	15.400	(8)	62.633
PREVOST-RENIER Lison	16.866	16.200	13.050	15.300	(17)	61.416
SAOUT Louise	16.666	15.050	13.850	13.800	(34)	59.366
TISSANDIER Manon	15.233	15.050	10.950	13.850	(57)	55.083
<b>10 ELAN GYMNIQUE ROUENNAIS</b>						
FRA <b>ROUEN</b>	<b>50.699</b>	<b>48.150</b>	<b>36.900</b>	<b>47.450</b>		<b>183.199</b>
TOUNAN Salsabil	16.933	15.900	12.450	16.050	(18)	61.333
LETIN Sarah	16.800	16.050	10.950	15.500	(35)	59.300
BEN MOUBARIK Camélia	16.833	16.200	11.050	15.050	(37)	59.133
MULLET Margot	16.933	14.350	11.200	15.900	(43)	58.383
DEGREMONT- LACOMBE Thessaleïa	16.666	14.300	13.250	12.700	(51)	56.916
<b>11 CERCLE OLYMPIQUE DE CLEON</b>						
FRA <b>CLEON</b>	<b>50.065</b>	<b>46.500</b>	<b>39.750</b>	<b>43.250</b>		<b>179.565</b>
SAID Meliha	16.966	15.900	13.400	15.250	(15)	61.516
LEFEBVRE Pauline	16.666	14.800	13.550	14.250	(36)	59.266
FONTON Célia	16.400	13.950	12.800	13.650	(52)	56.800
BLIN Sorhna	16.433	15.800	11.250	12.550	(56)	56.033
ABDALLAH Aïna	16.366	13.950	10.950	13.750	(59)	55.016
<b>12 LA SOTTEVILLAISE</b>						<b>Equipe 2</b>
FRA <b>SOTTEVILLE</b>	<b>49.566</b>	<b>45.550</b>	<b>40.200</b>	<b>43.150</b>		<b>178.466</b>
LE MERRER Capucine	16.600	16.050	12.600	14.450	(33)	59.700
PESSY Manon	15.633	15.550	13.350	14.400	(40)	58.933
DUBUC Clara	16.566	13.950	12.150	14.300	(50)	56.966
LE MAT Noelynn	16.400	13.450	13.700	13.000	(55)	56.550
RATEL Mathilde	12.300	0.000	13.150	11.950	(66)	37.400

souligné = meilleur total

\_GENEQU\_GAF.RPT du 25/03/2011 - 5.4.003 LOCAL - mono -

validé le vendredi 25 mars 2011 à 12:08 - 2/3

# Palmarès détaillé des équipes / Full team results

## MAROMME

### CHPT DEPARTEMENTAL POUSSINES

12/03/2011 au 13/03/2011

Fédération Française  
de Gymnastique





D0762036.19694.00

JURY A ET B

2036

## POUSSINES PROMOTION

## FINALES

Club / Association Ville / Town					Pen.	Total Score
<b>13 STE PHILIPPINS OMNISPORTS R. FRA ROUEN</b>	<b>49.932</b>	<b>48.350</b>	<b>38.750</b>	<b>40.600</b>		<b>177.632</b>
LALONDE Axelle	16.966	15.950	13.950	14.150	(22)	61.016
ABSIRE Lou	16.233	16.450	11.850	14.450	(39)	58.983
BRUNET Léa	16.166	13.850	12.950	11.300	(61)	54.266
VITALI Louisa	16.733	15.950	9.000	12.000	(62)	53.683
<b>14 CLUB SPORTIF DE GRAVENCHON FRA NOTRE DAME DE GRAVENCHON</b>	<b>49.066</b>	<b>46.200</b>	<b>36.550</b>	<b>43.250</b>		<b>175.066</b>
THEODORE Flavie	16.100	16.150	11.100	15.250	(42)	58.600
CAHARD Laurie	16.733	15.900	10.000	15.100	(46)	57.733
LAURANSON Cannelle	16.200	14.150	13.500	12.900	(53)	56.750
CATELAIN Louise	16.133	13.550	11.950	9.700	(63)	51.333
SAILLARD Lea	13.333	12.300	10.350	11.000	(65)	46.983
<b>15 MONT SAINT AIGNAN GYMNASTIQUE FRA MONT SAINT AIGNAN</b>	<b>46.932</b>	<b>44.700</b>	<b>30.550</b>	<b>38.550</b>		<b>160.732</b>
PERTUET Jeanne	16.833	16.700	10.400	13.350	(49)	57.283
BENOIT Lalie	14.533	14.900	12.000	13.000	(60)	54.433
SAGNIER Pauline	15.566	13.100	8.150	12.200	(64)	49.016
POLAERT Romane	0.000	0.000	0.000	0.000	(68)	0.000
LARONCE Emma	0.000	0.000	0.000	0.000	(69)	0.000

souligné = meilleur total

\_GENEQU\_GAF.RPT du 25/03/2011 - 5.4.003 LOCAL - mono -

validé le vendredi 25 mars 2011 à 12:08 - 3/3